

# PAGES 2013

**Wexner Center for the Arts**

Teacher Resources for *This World Made Itself*



## About the Artist

Source : Miwa Matreyek's website. For more information about the artist please visit the site at [www.semihemisphere.com](http://www.semihemisphere.com).

Miwa Matreyek is an internationally recognized animator, designer, and multimedia artist based in Los Angeles. She creates animated short films as well as live works that integrate animation, performance, and video installation. Arriving to animation from a background in collage, her work explores how animation transforms when it is combined with body, both physically in her performance pieces, as well as a composited video element in her short films.

In her projection based performances, animation takes on a more physical and present quality, while body and space take on a more fantastical quality, creating an experience that is both cinematic and theatrical. She is interested in the slippery meeting point of cinema and theater/performance, the moments of convergence where fantastical illusions are created, and the moments of divergence where the two struggles against each other.

Her work has been shown internationally at animation/film festivals, theater festivals, performance festivals, as well as art galleries, science museums, tech conferences, universities, and more.

Some past presentation include TEDGlobal, Sundance Film Festival, Anima Mundi Animation Festival, Time Based Arts Festival, REDCAT, ISEA, Theatre de la Cité, the Exploratorium, EXIT festival, Fusebox Festival, Questfest, Pixilerations, Yerba Buena Center for the Arts, and more.

Matreyek received her MFA (2007) in Experimental Animation and Integrated Media at the California Institute of the Arts. She is one of the founding-member and core-collaborator of [Cloud Eye Control](#).

## About *This World Made Itself*

*This World Made Itself* is the latest multimedia live performance piece by media artist Miwa Matreyek. The work combines projected animation and the artist's live shadow on screen, as she becomes part of and interacts with the fantastical world of the video. Merging film and theater to create a multimedia spectacle, *This World Made Itself* is a visually and musically-rich journey through the history of the earth, from the universe's epic beginnings to our current, complex world of human interaction. The piece will unfold both on a semi-scientific level (imagine flipping through an illustrated children's encyclopedia) and an emotional dream-like level of surrealism, metaphor, and fantasy. *This World Made Itself* taps into our desires to see and touch worlds beyond our physical presence/present moment, and grasps at a visceral sense of time and space.

## Interviews and Appearances: More about Miwa

- \* Miwa Matreyek has been in front of the TED audience twice. Check out her TEDtalks below:
  - \* [Ted talk 1 : Dreaming of Lucid Living](#)
  - \* [Ted talk 2: Glorious Visions](#)
- \* Miwa Matreyek has talked about her past, current and future projects and her philosophy in many interviews. These interviews reveal her ideology in bits and parts and might help you understand what goes into the making of her magical, intricate, and fantastical art work.
  - \* [Miwa Matreyek talks about 'Myth and Infrastructure'](#)
  - \* [Miwa Matreyek: Illusion and Non-illusion](#)
  - \* [Miwa Matreyek talks about her collaboration with Flying Lotus](#)
  - \* [Miwa Matreyek Interview](#)

## Storyboarding and Constructing Narratives

### What is a storyboard?

Once a concept or script is written for a film or animation, the next step is to make a storyboard. A storyboard visually tells the story of an animation panel by panel, kind of like a comic book. (Source: [www.accad.osu.edu](http://www.accad.osu.edu) )

For more information about creating storyboards for videos visit this site: [basics of storyboarding](#).

Also look at this collection of [storyboarding examples on youtube](#).




## Other Useful Websites and Tools

[Storyboardthat](#) is a useful website that allows you to create your own storyboards. They provide useful templates as well as pre-drawn characters and figures that you can use to create your own story board.

[Making Visual Narratives](#) is a website that has a great collection of lesson plans, tutorials, printable projects, podcasts, PowerPoint's and student examples for using visual narratives as a creative way to engage students with different topics.



[Narrative Image](#) The how and why of visual storytelling is a great online slide show about how narratives can be told through images.

## Recommended Books



[Art of Storyboarding](#): This book will show beginners how to use storyboards to communicate their vision to the cinematographer, set designer and special effects supervisor, or to create the skeletal outline around which an animated program is developed, or to plan a multimedia project. It covers the history and evolution of this craft and discusses the essentials of translating one's vision onto paper from the rough sketch to the finished storyboard. Illustrations from the author's and other storyboard artists' work illuminate the text throughout.

[Visual Tools for Differentiating Reading and Writing](#): "I've been fortunate to have Roger Essley come several times to our school to present to our 4th grade students (and staff) this decade. The children write better and with more detail after learning his methods of Storyboard and TellingBoard writing, with especially good gains for special needs students. We have had those "wow" moments when a child who is shy or doesn't like to write keeps an audience spellbound with his/her story, using TellingBoards in the class conferences. Included in the book are formats for using storyboards not only for narrative, but also for using with non-fiction. His ideas truly will help with reaching all learners in your class! I know it's a cliché to say something is a "must-have", but from learning from Essley and using his methods successfully, the book Visual Tools IS a must-have for teachers of writing, reading, and problem solving." (a review of the book from amazon.com).



*Tree of Codes* is a haunting new story by best-selling American writer, Jonathan Safran Foer. With a different die-cut on every page, *Tree of Codes* explores previously uncharted literary territory. Initially deemed impossible to make, the book is a first — as much a sculptural object as it is a work of masterful storytelling. *Tree of Codes* is the story of an enormous last day of life — as one character's life is chased to extinction, Foer multi-layers the story with immense, anxious, at times disorientating imagery, crossing both a sense of time and place, making the story of one person's last day everyone's story. Inspired to exhume a new story from an existing text, Jonathan Safran Foer has taken his "favorite" book, *The Street of Crocodiles* by Polish-Jewish writer Bruno Schulz, and used it as a canvas, cutting into and out of the pages, to arrive at an original new story told in Jonathan Safran Foer's own acclaimed voice.

## Recommended Articles

[Defining Visual Narratives](#) is a very useful article that defines and describes different forms of visual narratives.

## Other Related Podcasts and Videos

[Marain Bantjes Ted Talk](#) In graphic design, Marian Bantjes says, throwing your individuality into a project is heresy. She explains how she built her career doing just that, bringing her signature delicate illustrations to storefronts, valentines and even genetic diagrams.

[Podcast about making visual narratives](#) : This podcast about making visual narratives describes the early processes of bookmaking used in ancient times. This podcast reviews three specific forms: the Sumerian Cuneiform clay tablet, the Chinese hand scroll and the medieval illuminated manuscript.

## Themes to Explore

- \* Visual narratives
- \* Mixed media
- \* Storyboarding
- \* Nature